

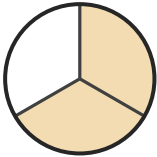
# Name the Fraction

Name: \_\_\_\_\_

Date: \_\_\_\_\_

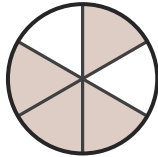
Circle the correct name for each shaded fraction. — Up to Sixths

1)




- A. two-thirds
- B. two-quarters
- C. one-third

2)



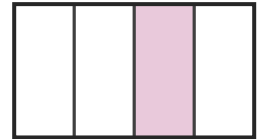
- A. two-fifths
- B. two-thirds
- C. four-sixths

3)



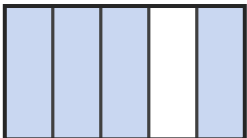
- A. one-half
- B. three-sixths
- C. two-quarters

4)



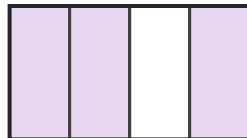
- A. one-half
- B. three-sixths
- C. one-quarter

5)



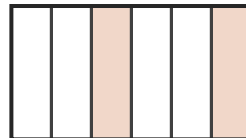
- A. three-fifths
- B. four-fifths
- C. two-sixths

6)



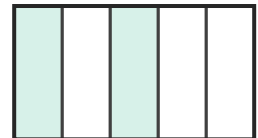
- A. three-quarters
- B. one-half
- C. one-sixth

7)



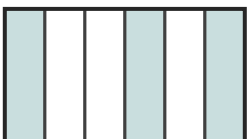
- A. one-fifth
- B. two-sixths
- C. two-fifths

8)



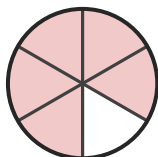
- A. one-sixth
- B. two-fifths
- C. two-sixths

9)



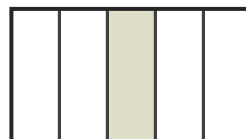
- A. three-quarters
- B. three-sixths
- C. one-fifth

10)



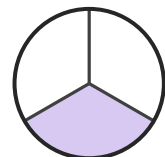
- A. three-fifths
- B. five-sixths
- C. one-half

11)



- A. one-half
- B. one-fifth
- C. four-sixths

12)



- A. three-fifths
- B. one-third
- C. two-sixths



## Answer Key

- |                    |                   |                      |
|--------------------|-------------------|----------------------|
| 1) A. two-thirds   | 2) C. four-sixths | 3) A. one-half       |
| 4) C. one-quarter  | 5) B. four-fifths | 6) A. three-quarters |
| 7) B. two-sixths   | 8) B. two-fifths  | 9) B. three-sixths   |
| 10) B. five-sixths | 11) B. one-fifth  | 12) B. one-third     |