

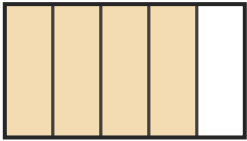
Name the Fraction

Name: _____

Date: _____

Circle the correct name for each shaded fraction. — Up to Sixths

1)



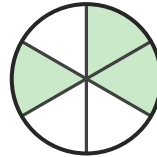
- A. three-quarters
- B. four-fifths
- C. one-third

2)



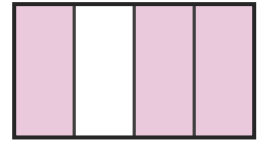
- A. three-fifths
- B. one-sixth
- C. one-third

3)



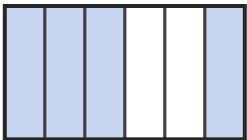
- A. one-third
- B. two-fifths
- C. three-sixths

4)



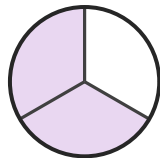
- A. three-quarters
- B. three-fifths
- C. five-sixths

5)



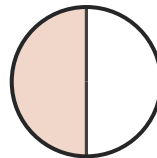
- A. four-sixths
- B. one-fifth
- C. three-quarters

6)




- A. four-fifths
- B. two-thirds
- C. one-quarter

7)



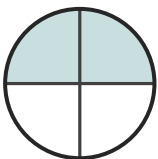
- A. four-sixths
- B. one-half
- C. three-sixths

8)




- A. one-quarter
- B. one-half
- C. three-fifths

9)



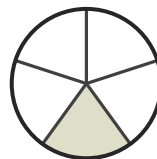
- A. two-quarters
- B. one-third
- C. two-thirds

10)



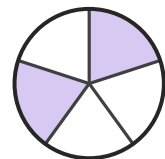
- A. one-third
- B. five-sixths
- C. four-fifths

11)



- A. one-fifth
- B. three-fifths
- C. five-sixths

12)



- A. four-fifths
- B. two-fifths
- C. five-sixths



Answer Key

1) B. four-fifths

2) C. one-third

3) C. three-sixths

4) A. three-quarters

5) A. four-sixths

6) B. two-thirds

7) B. one-half

8) A. one-quarter

9) A. two-quarters

10) B. five-sixths

11) A. one-fifth

12) B. two-fifths

