

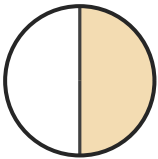
# Name the Fraction

Name: \_\_\_\_\_

Date: \_\_\_\_\_

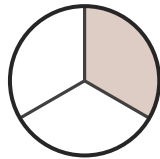
Circle the correct name for each shaded fraction. — Up to Sixths

1)



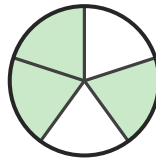
- A. two-quarters
- B. one-half
- C. two-sixths

2)



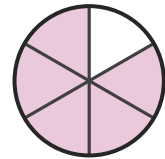
- A. three-fifths
- B. four-fifths
- C. one-third

3)



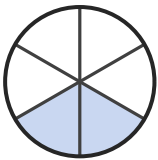
- A. three-fifths
- B. two-sixths
- C. four-fifths

4)



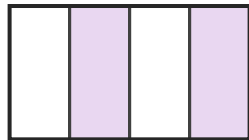
- A. three-quarters
- B. five-sixths
- C. three-fifths

5)



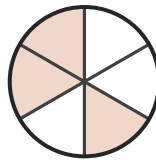
- A. two-sixths
- B. one-quarter
- C. one-sixth

6)



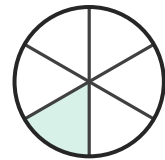
- A. two-quarters
- B. one-sixth
- C. one-half

7)



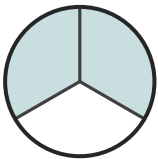
- A. two-fifths
- B. one-fifth
- C. three-sixths

8)



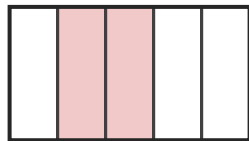
- A. one-sixth
- B. two-thirds
- C. four-sixths

9)



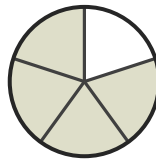
- A. three-sixths
- B. two-thirds
- C. four-fifths

10)



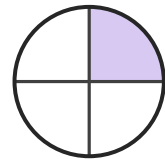
- A. two-fifths
- B. two-sixths
- C. one-sixth

11)



- A. one-sixth
- B. four-fifths
- C. two-quarters

12)



- A. one-quarter
- B. two-fifths
- C. one-sixth





## Answer Key

1) B. one-half

4) B. five-sixths

7) C. three-sixths

10) A. two-fifths

2) C. one-third

5) A. two-sixths

8) A. one-sixth

11) B. four-fifths

3) A. three-fifths

6) A. two-quarters

9) B. two-thirds

12) A. one-quarter

