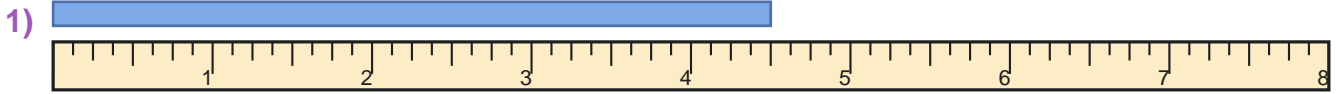


# Read the Ruler

Name: \_\_\_\_\_

Date: \_\_\_\_\_

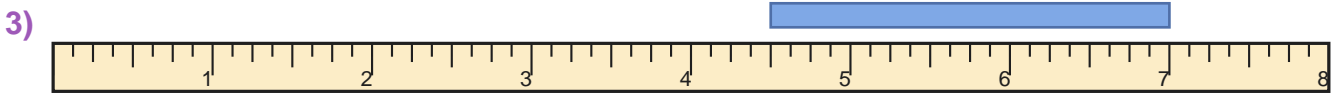
Measure the blue bar on each ruler and write the length in inches — Half Inches



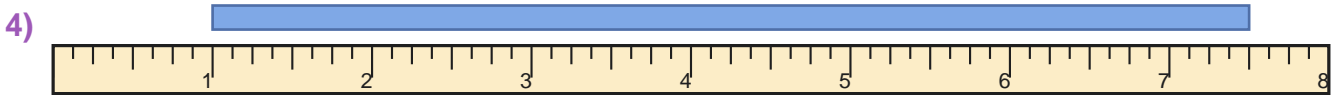
\_\_\_\_\_



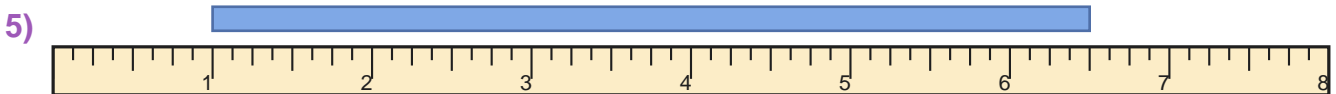
\_\_\_\_\_



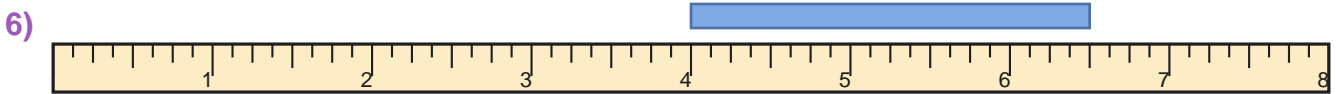
\_\_\_\_\_



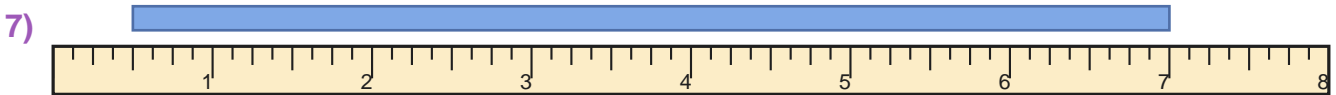
\_\_\_\_\_



\_\_\_\_\_



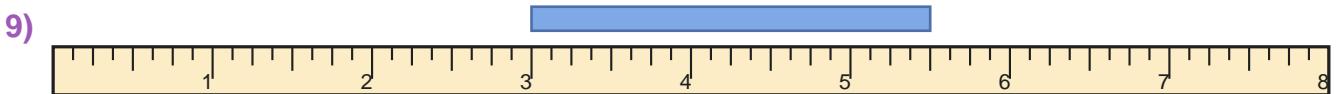
\_\_\_\_\_



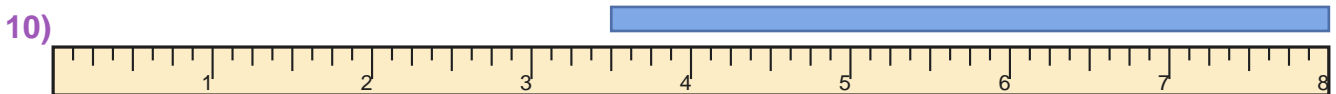
\_\_\_\_\_



\_\_\_\_\_



\_\_\_\_\_



\_\_\_\_\_



## Answer Key

**1)** 4 1/2 inches

**3)** 2 1/2 inches

**5)** 5 1/2 inches

**7)** 6 1/2 inches

**9)** 2 1/2 inches

**2)** 3 1/2 inches

**4)** 6 1/2 inches

**6)** 2 1/2 inches

**8)** 1 1/2 inches

**10)** 4 1/2 inches